

# 2013 SERIES

## Horizontal Hold Down Clamps | Product Overview

### Features:

- Increased handle clearance reduces pinch points
- Common mounting hole pattern to Model 213
- Fixed handle pivot provides smooth action
- Nearly 2 times the holding capacity Model 213
- BLK models feature a black, non-reflective finish

### Applications:

- Checking fixtures
- Assembly & test
- Light machining
- Woodworking
- Closures

### Also Available:

See page MC-ACC-1 for accessories  
Accommodates M5 or #10 spindle accessory

Covered under one or more U.S./International Patents

**2013-U**  
Flanged Base  
U-Bar



**2013-U-LS-BLK** ⓘ  
Blackout Series  
Flanged Base  
U-Bar



**2013-UR**  
Flanged Base  
U-Bar  
DESTACO®  
Toggle Lock  
Plus™



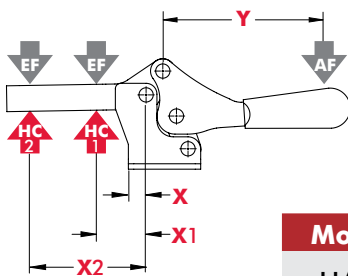
ⓘ This item is available upon request

## Technical Information

Model	Max. Holding Capacity	Clamp Bar Opening (+10°)	Handle Opening (+10°)	Weight	Accessories (Supplied)	
					Spindle Assembly	Flanged Washers
2013-U	1310 N [295 lbf]	71°	58°	0,17kg [0.37lb]	2013208-M	102111
2013-U-LS-BLK ⓘ					--	102111-BLK
2013-UR					2013208-M	102111

ⓘ This item is available upon request

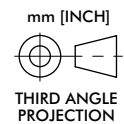
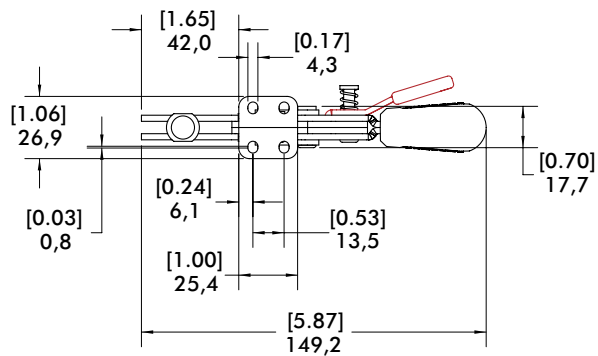
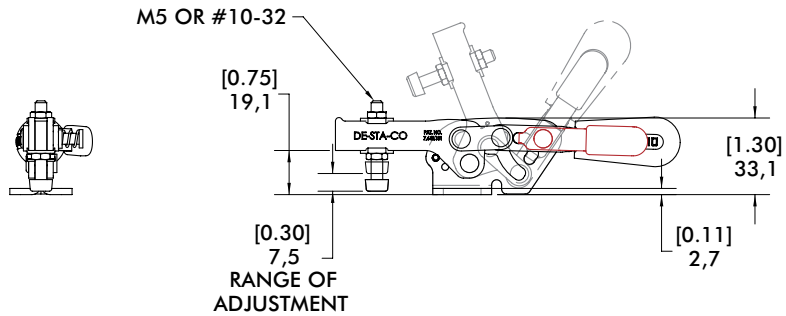
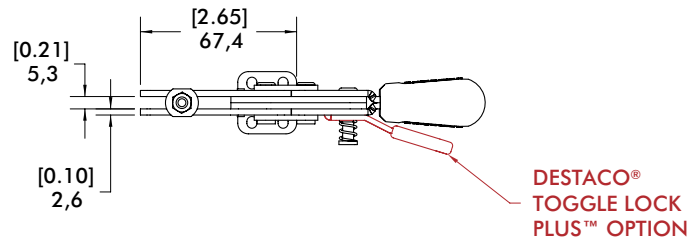
## Holding Capacities



Model	X	X1	X2	Y	‡HC1	‡HC2	‡EF(X1):AF	‡EF(X2):AF
U/UR	[0.63] 16	[0.95] 24	[1.95] 49,5	[2.34] 59,5	[295lbf.] 1310N	[175lbf.] 780N	6:1	4:1

Dimensions shown "mm [inch]" ‡ HC = Holding Capacity, EF = Exerting Force, AF = Applied Force  
See page MC-TEC-4 for additional information.

**2013-U**  
Flanged Base  
U-Bar



# 2017 SERIES

## Horizontal Hold Down Clamps | Product Overview

### Features:

- Increased handle clearance reduces pinch points
- Common mounting hole pattern to Model 217
- Fixed handle pivot provides smooth action
- Over 2½ times the holding capacity Model 217
- BLK models feature a black, non-reflective finish

### Applications:

- Checking fixtures
- Assembly & test
- Light machining
- Woodworking
- Closures

### Also Available:

See page MC-ACC-1 for accessories  
Accommodates M6 or ¼" spindle accessory

Covered under one or more U.S./International Patents

**2017-U**  
Flanged Base  
U-Bar



**2017-U-LS-BLK** ⓘ  
Blackout Series  
Flanged Base  
U-Bar



**2017-UR**  
Flanged Base, U-Bar  
with DESTACO®  
Toggle Lock  
Plus



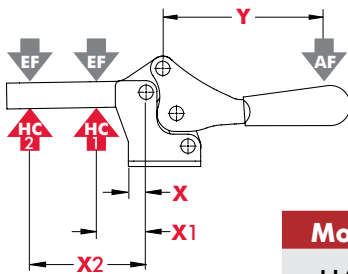
ⓘ This item is available upon request

## Technical Information

Model	Max. Holding Capacity	Clamp Bar Opening (+10°)	Handle Opening (+10°)	Weight	Accessories (Supplied)	
					Spindle Assembly	Flanged Washers
2017-U	2500 N [560 lbf]	73°	69°	0,44kg [0.97lb]	215208-M	215105
2017-U-LS-BLK ⓘ					--	215105-BLK
2017-UR					215208-M	215105

ⓘ This item is available upon request

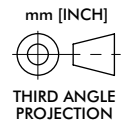
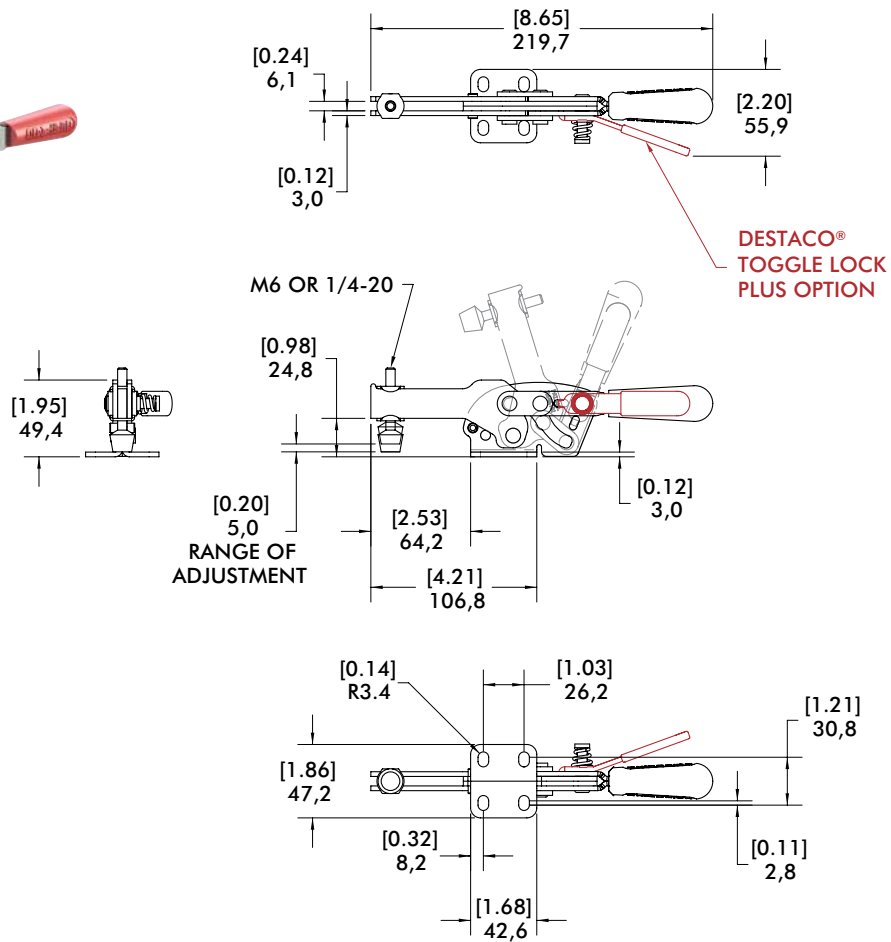
## Holding Capacities



Model	X	X1	X2	Y	‡HC1	‡HC2	‡EF(X1):AF	‡EF(X2):AF
U/UR	[1.08] 27,4	[1.65] 42	[3.15] 80	[2.54] 64,5	[560lbf.] 2500N	[245lbf.] 1090N	5:1	2.5:1

Dimensions shown "mm [inch]" ‡ HC = Holding Capacity, EF = Exerting Force, AF = Applied Force  
See page MC-TEC-4 for additional information.

**2017-U**  
Flanged Base  
U-Bar



# 2027 SERIES

## Horizontal Hold Down Clamps | Product Overview

### Features:

- Increased handle clearance reduces pinch points
- Common mounting hole pattern to Model 227
- Fixed handle pivot provides smooth action
- Over 1½ times the holding capacity Model 227
- BLK models feature a black, non-reflective finish

### Applications:

- Checking fixtures
- Assembly & test
- Light machining
- Woodworking
- Closures

### Also Available:

See page MC-ACC-1 for accessories  
Accommodates M8 or 5/16" spindle accessory

Covered under one or more U.S./International Patents

**2027-U**  
Flanged Base  
U-Bar



**2027-U-LS-BLK** ⓘ  
Blackout Series  
Flanged Base  
U-Bar



**2027-UR**  
Flanged Base, U-Bar  
with DESTACO®  
Toggle Lock  
Plus



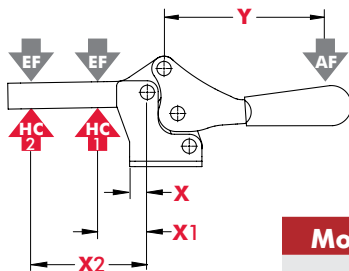
ⓘ This item is available upon request

## Technical Information

Model	Max. Holding Capacity	Clamp Bar Opening (+10°)	Handle Opening (+10°)	Weight	Accessories (Supplied)	
					Spindle Assembly	Flanged Washers
2027-U	3740 N [840 lbf]	68°	70°	0,61 kg [1.34lb]	2007208-M	507107
2027-U-LS-BLK ⓘ					--	507107-BLK
2027-UR					2007208-M	507107

ⓘ This item is available upon request

## Holding Capacities



Model	X	X1	X2	Y	‡HC1	‡HC2	‡EF(X1):AF	‡EF(X2):AF
U/UR	[1.02] 25,8	[1.75] 44,5	[3.30] 83,8	[2.54] 64,5	[840lbf.] 3740N	[480lbf.] 2140N	5:1	3:1

Dimensions shown "mm [inch]" ‡ HC = Holding Capacity, EF = Exerting Force, AF = Applied Force  
See page MC-TEC-4 for additional information.

**2027-U**  
Flanged Base  
U-Bar

